

CE ISO-9001 TÜV NORD

Thundermac series

LMC
LEADERMAC

LMC 2020.07



Leadership Through Performance
and Reliability

Thundermac series



LEADERMAC USA

PMB #104 1124 Fir Avenue | Blaine, WA 98230

www.leadermacusa.com | TF: 1.866.522.6835 | Fax: 604.540.1780

LEADERMAC MACHINERY CO., LTD.

Quality Features Add More Value to Your Production



Extensive Sales Net Around the Globe



LEADERMAC 4-SIDE MOULDERS HELP CUSTOMERS STAY COMPETITIVE

Quality Features Add More Value to Your Production



Established in 1972, Leadermac Machinery Co., Ltd. has more than 45 years of experience in R & D, design and manufacturing of 4-side moulders. Over the years, we have remained dedicated to the constant development of higher performance machines to help our customers stay competitive.



WIDE RANGE OF APPLICATIONS

Leadermac offers a wide variety of 4-side moulders for machining various wood products.

- Finger-joint wood
- Wood flooring
- Solid wood doors
- Cabinets
- Desks
- Chairs
- Stairs
- Office furniture
- Beams
- Wallboards
- Picture frames
- Building

series


Thundermac

Leadership Through Performance and Reliability


LEADERMAC Thundermac Series

The Leadermac Thundermac Series 4 side Planer/Moulder was developed with the aim of improving productivity and surface finish. The Thundermac Series features high feed speed of up to 80 M/min (265 FPM) as standard and optional extra high feed speed of up to 200 M/min (656 FPM). is available. Each spindle is driven by an individual 15 & 22 KW / 20 & 30 HP Motor and optional to 45 KW (60 HP), allowing for heavy cutting. A wide range of spindle configurations from 2 to 11 Spindles provide flexible choice to meet specific moulding requirement. Maximum stability during high speed is attainable thanks to the rugged construction throughout.

Equipped with a user friendly Programmable Controller, the desired values for width and thickness can be conveniently pre set and are displayed on the LED readout. (Optional)



The Power and Precision for World-class Production Quality



FULLY AUTOMATIC FEEDING SYSTEM (Optional)

When the system detects the workpiece on the infeed chains, the hydraulic feed system will pneumatically lower and activate the top roller to feed the workpiece into the machine. This provides constant and stable feed, reducing labor requirements and decreasing cycle time.

Built for super-high production requirements, the Thundermac Series of 4-Sided Planer/Moulders can bring your production speed to a new level.


The Thundermac Series is designed for high-capacity, highly quality operations for large and small batch production runs. The heavy-duty spindles are dynamically balanced and run in premium housing bearings, for superior workpiece finish quality.


The Thundermac provides perfect surface quality, eliminating the need for sanding on planed and profiled surfaces.

4 Good Reasons To Buy Leadermac Moulders

1. OUTPUT QUALITY
2. QUICK EFFICIENT SETUP & OPERATION with the LATEST IN TECHNOLOGY
3. DEPENDABILITY
4. SERVICE

Every 4-side moulder from Leadermac is built with Leadermac's traditional Quality Excellence, maximum dependability of performance year after year combined with comprehensive technological service.





For All Your Woodworking Applications

230mm (9") LMC-223T (2-spindle) to LMC-1123T (10-spindle) or 305mm (12") LMC-230T (2-spindle) to LMC-1130T (10-spindle)

OUTSTANDING FEATURES:

- All moulders with CE Certification if desired.
- Faster feed speeds of up to 80 meters a minute (265 FPM) are standard - to 200 mpm (656 FPM) - optional.
- Programmable Controller provides convenient thickness and width of cut settings.
- Adjustment of each spindle can be easily performed using the front of the machine adjustment. Exclusive, separate adjustment of the vertical spindles and the support tables allows the tables to be positioned extremely close to the cutterheads for added cutting stability.
- The full safety enclosure serves as a chip guard and helps to reduce noise and is equipped with Strobe Free Lighting.
- Each spindle is driven by an individual motor for powerful moulding and easy control.
- Multiple pneumatic pressure of the feed rolls can be easily set to provide an outstanding feeding effect.
- Table surfaces, guides, chip Breaker shoes and Pressure plates are hard-chrome plated for maximum wear resistance.
- All manually adjusted & turning parts are housed in dry grease lubricated bearings for oil-free lubrication.
- Automatic lubricator is provided to supply oil to the feed tables.
- One-piece, Extra Heavy machine frame is specially heat treated for maximum stability and rigidity by standard configuration.
- The powered Top & Bottom Full Width rolls provide stable and smooth workpiece outfeed even for especially thin or smooth materials. The rolls remain perfectly parallel even after long-term use.
- Mechanical digital Readouts for all head axis and pressure elements & Chip Breaker Shoes and Pressure Plates of the Top spindle(s).
- Sectional Chip Breaker Assembly in front of top spindle(s).
- Finest Alloy Steel Spindles and housings with 2 sets of Ultra Precision Duplex Bearings in each spindle. All are permanently grease lubricated.
- All horizontal Spindles outfitted with Quick Lock Hydro-lock Outboard Bearings and Cutterhead supports.
- Built in Straight & Profile jointers provide accurate operation with high quality finish.
- The full Safety Enclosure is heavy gauge steel & serves as a chip guard and helps reduce noise. (optional)



AUTOMATIC LUBRICATOR

The machine comes equipped with an automatic lubricator, which automatically delivers lubrication oil to the feed table, ensuring smooth feed at all times.



PNEUMATIC SAFETY LOCK DEVICE


The lock device is designed with two air cylinders to tighten the hydro-bearing housing to achieve dependable locking function. The top air cylinder actuates to tighten the hydro-bearing housing in Axial direction, while the bottom air cylinder is used for tightening in Radial direction.

The automatic feeding system provides users with significantly greater efficiency and lower operating cost.



FEED SYSTEM

The infeed rolls work in conjunction with a limit switch (anti double-up gate) to stop the machine feed if the workpiece is too thick or there is double up.




Superior Pressure Mechanism for Improved Cutting Stability from LEADERMAC

DESIGNED FOR PARAMOUNT STABILITY

Powerful, heavy-duty pneumatic side and pressure shoes for the left spindle provide extremely stable pressure for high-speed operations. A pneumatic Top Pressure Roller System in front of the right vertical spindle ensures constant stock feed.


POWERED INFEEED ROLLER

The smooth initial feeding of the stock is achieved by means of the independently powered Top & Bottom Infeed Rolls.




CONVENIENT SPINDLE ADJUSTMENT

Adjustment of all spindles is easily done from the front. The adjustment points are all at the same height, for more convenient and faster adjustment.



HEAVY DUTY GEARBOX & MOTOR

The feed rollers are driven through a combination of universal shafts and gearboxes, ensuring no loss of power transmission. A smooth feeding effect is assured. Heavy duty gearboxes have no backlash and provides powerful and accurate feeding performance.



Thundermac Series 4-side Moulder - The Modern Way to Achieve Productivity and Profitability

A New Direction in 4-side Moulding from LEADERMAC

The Thundermac Series will show you how to boost your Planer / Moulding Productivity



CLAMPING SYSTEM

Utilizing housing bearings, the reliable hydro-clamping system ensures consistent quality across the entire workpiece. The unit performs admirably even during high-speed continuous operation. The spindles can be adjusted axially even if the housing bearings are locked.



CONTROLLER

The speed is VFD Inverter controlled, and all electrical components meet CE, UL & CSA standards.



EASYSET CONTROLLER (OPT.)

Touch Screen Control

- 5.7" HMI (Memory 200 sets)
- Automatic machine quick setup
- Easy and powerful functionality
- Workpiece settings on left and top axes as desired
- The width and thickness setting can be easily set using the programmable controller
- The desired values for thickness are displayed on and LED readout



SMARTSET CONTROLLER(OPT.)

Touch Screen Control.

- 9" HMI (Memory 300 sets)
- Automatic machine quick setup
- Easy and powerful functionality
- Setworks on any axis as desired
- The Motorized Axes: derived by inverter, transmitted by ball screw, feedback by encoder
- The desired values for radial and axial are displayed on HMI.



PROSET CONTROLLER (OPT.)

- 19" panel PC
- Product library (1000 sets)
- Knife library (10,000 sets)
- Automatic machine quick setup
- Easy and powerful functionality
- Workpiece settings on any axis as desired
- The width and thickness settings can be easily set using the programmable controller
- All axes are equipped with ballscrews and rotary encoders for feedback position control, providing high positioning accuracy and better cutting quality
- The desired values for width and thickness can be conveniently pre-set and are displayed on an LED readout

A Wide Range of Spindle Configurations

(Other configurations available on request)



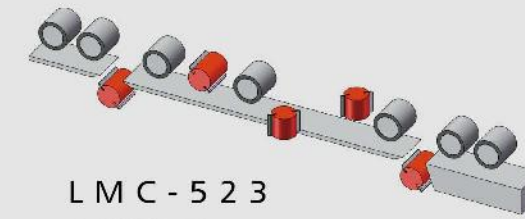
Spindle configuration

STANDARD EQUIPMENT LMC 223T to LMC 1123T or LMC 230T to LMC 1130T:	Available Options
Number of Spindles (Min - Max)	2 to 11
Working width (with a head cutting circle of 163mm)	20–230mm (0.78"–9.1")
Working Thickness (with a head cutting circle of 163mm)	10~150mm (0.39"~6")
Basic Spindle Motor capacity (Wye Delta Soft Starts on All Motors)	15 & 22 KW / 20 & 30HP
Spindle Speed	6000 RPM
Spindle Diameter	50mm or 1 13/16" or 2 1/8"
Tool Cutting Circle, 1st Bottom Spindle, min-max	160–260mm (6.3"–10.25")
Tool Cutting Circle, Vertical Spindles, min-max	160–260mm (6.3"–10.25")
Tool Cutting Circle, Horizontal Spindles, Top, min-max	160~260mm (6.3"~10.25")
Tool cutting circle, Horizontal Spindles, Bottom, min-max	160–260mm (6.3"–10.25")
Feed Motor - Standard	15 KW / 20HP
Feed Speed, infinitely variable by VFD Inverter duty Motor	8-80 m/min (25–265FPM)
Top Feed Roller Diameter	205.36mm(8")
Top Feed Roller Width	3 x 50mm (2")
Pneumatic Pressure for feed rollers, max	6 bar (85psi)
Adjustment range for Infeed Table and edge-jointing Fence	10mm (0.4")
Adjustment range for Vertical Spindles (axial)	80mm (3.2")
Adjustment range for Horizontal spindles (axial)	40mm (1.6")
Length of the Infeed Straightening Table	0.8M (32')
Clutch Roll on 1st top Infeed Roll	Included
Digital Readout and Quick Set to Main guide & Infeed Rolls(Btm Head Cut-table)	Included
Quick Set Networks on Near Side Head(s) & Top Head(s) (Radial Set)	optional
Mechanical Digital Readouts for the Spindles, Top Head Chip Breakers	Included
Full Sound and Safety Enclosure w/ Strobe-free Lighting	Included
Motorized vertical adjustment of Feed Beam with Top Feed Rolls	Included
Pneumatic Lateral Pressure Roller Systems on Infeed & opposite first right spindle	Included
Extra HD Chainless Cardan Shaft Feed System w/ExHD Gearboxes	Included
Diameter of Dust Hood for Vertical Spindles	Ø200mm (7.9")
Diameter of Dust Hood for Horizontal Spindles	Ø230mm (9.1")

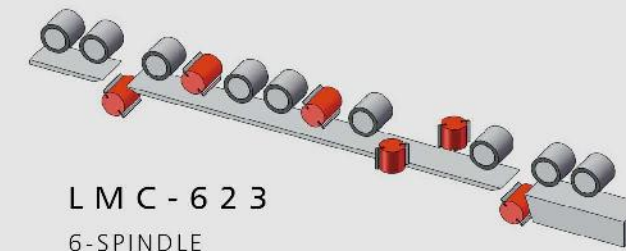
● All specifications, dimensions and design characteristics are subject to change without notice.

OPTIONAL EQUIPMENT:

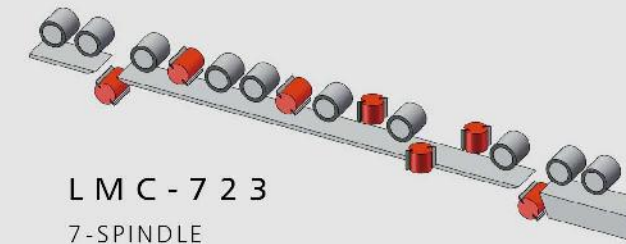
Straight or Profile Jointers on any heads	Left (Opposite) Hand Feed
Remote Jointer Control	Cutterhead Lift Off Crane
Tilting Side Heads - to 45 degrees	Rip Saw Section with up to 56kw (75HP)
Split Top Head Pressure Shoes	Additional Quick Set Networks on any desired Cutterhead Axis
Directly Opposed Side Heads	



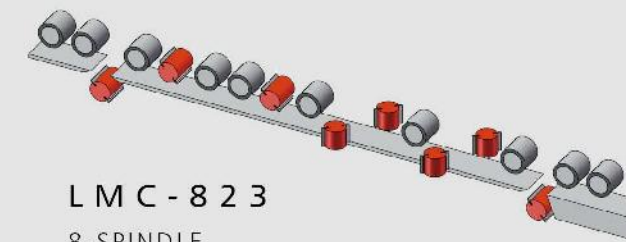
LMC - 5 2 3
5-SPINDLE



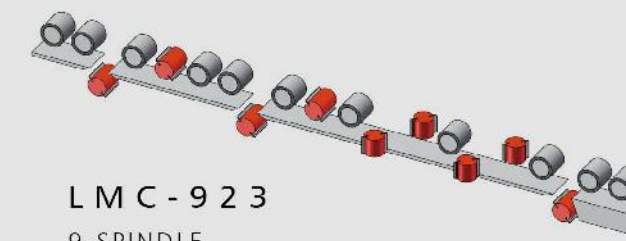
LMC - 6 2 3
6-SPINDLE



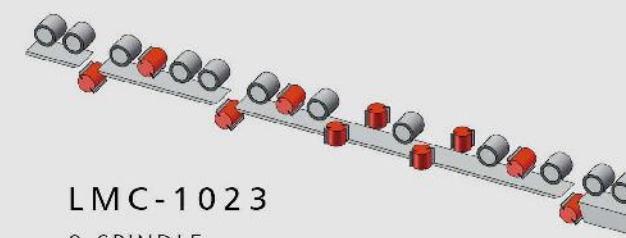
LMC - 7 2 3
7-SPINDLE



LMC - 8 2 3
8-SPINDLE



LMC - 9 2 3
9-SPINDLE



LMC - 10 2 3
9-SPINDLE

Quality Features Add More Value to Your Production

Leadership Through Performance and Reliability

IFADFRMAC's wide variety of 4-side moulders have all the very latest technology for increased productivity, product quality & reliability. These Heavy Duty Moulders are designed to provide fast cutting speeds and highest quality & accuracy. These machines are precision manufactured by our highly skilled technicians - plus Leadermac service, training, and moulding know-how is offered with each moulder. No matter what your moulding jobs call for, there is a Leadermac 4-side moulder that's right for you.

