

CE ISO-9001 TÜV NORD

Planermac series

LMG  
LEADERMAC

LMC 2019.04



*Leadership Through Performance  
and Reliability*

**Planermac series**



**LEADERMAC USA**

PMB #104 1124 Fir Avenue | Blaine, WA 98230


www.leadermacusa.com | TF: 1.866.522.6835 | Fax: 604.540.1780

LEADERMAC MACHINERY CO., LTD.

Quality Features Add More Value to Your Production



# Extensive Sales Net Around the Globe



## LEADERMAC 4-SIDE MOULDERS HELP CUSTOMERS STAY COMPETITIVE

Quality Features Add More Value to Your Production



Established in 1972, Leadermac Machinery Co., Ltd. has more than 45 years of experience in R & D, design and manufacturing of 4-side moulders. Over the years, we have remained dedicated to the constant development of higher performance machines to help our customers stay competitive.



## WIDE RANGE OF APPLICATIONS

Leadermac offers a wide variety of 4-side moulders for machining various wood products.

- Finger-joint wood
- Wood flooring
- Solid wood doors
- Cabinets
- Desks
- Chairs
- Stairs
- Office furniture
- Beams
- Wallboards
- Picture frames
- Building

# series Planermac

Leadership Through Performance and Reliability

## LEADERMAC Planermac series

Leadership Through Performance and Reliability

LEADERMAC's wide variety of 4 side moulders have all the very latest technologies for increased productivity. These heavy duty moulders are designed to provide fast cutting speed and high accuracy. The machines are precision manufactured by our highly skilled technicians - plus Leadermac service, training, and moulding know-how is offered. No matter what your moulding jobs call for, there is a Leadermac 4 side moulder that's right for you.



\* Work width: 1300mm

# With fine features to give you the winning edge in 4 side moulding.

Ideal for producing profiled strips for construction material such as beams and boards etc... heavy & wider planning applications.

- Machine with optional chamfering unit
- Min. working width: 150mm
- Max. working width: 1300mm (with tool cutting circle of 163mm)
- Min. working thickness: 50mm
- Max. working thickness: 260mm (with tool cutting circle of 163mm)
- Minimum length of workpiece: 1500mm
- 1<sup>st</sup> bottom spindle – 40HP Allowable cutting circle 125 – 180mm
- 2<sup>nd</sup> top spindle – 40HP Allowable cutting circle 125 – 180mm
- 3<sup>rd</sup> right spindle – 30HP Allowable cutting circle 140 – 180mm
- 4<sup>th</sup> left spindle – 30HP Allowable cutting circle 140 – 180mm
- All spindles with inverter brake
- Up & down motor: 20HP x 1 inverter
- Spindle diameter: 70mm
- Spindle R.P.M: 5,500
- Feed speed, infinitely variable: 6 – 15m/min





#### FLOATING VERTICAL SPINDLE

This function is especially suitable for cutting bent wood. With this function, the vertical spindle can accurately cut along the wood curvature. Allowable maximum wood curvature is 50mm.

Choice of machine models, from LMC-445 (4-spindle), LMC-545 (5-spindle), LMC-645 (6-spindle), LMC-745 (7-spindle) to LMC-845 (8-spindle).

## World Class Moulding Solutions

### OUTSTANDING FEATURES:

- Sound and safety enclosure – The entire machine is covered to reduce noise and improve safety
- Hardened chrome feeding table – 0.3mm hardened chrome surface to increase service life
- 3 Stage pressure setting of feed roller – Pneumatic roller pressure compensates for large variances in work-piece thickness. Max. air pressure setting is 6 bar
- Automatic oil lubrication for feeding table – Supplies oil on the 2 points of feeding table with timer control
- 1.4 meter infeed table
  - Adjustment range for infeed table and edge-jointing fence is 10mm.
  - Infeed fence with non-reference engraving
- Horizontal spindle equipped with outboard bearing support
- Steel body
- Power driven upper roller – Steel rollers before top spindle, rubber rollers after top spindle under standard spindle arrangement & 5 units of bottom roller are equipped with power driver roller on the feed table
- Documentation – Maintenance manual, operation manual, electrical diagrams, and parts list
- NC controller for auto setting thickness and width
- All spindles without cutters
- Tool box
- CE standard compliance
- Movable control panel with 5m cables
- Adjustment of infeed table and fence at the front of the machine
- Max. adjustment range of vertical spindle (axial) 60mm

#### OUTBOARD BEARING SUPPORT ON HORIZONTAL SPINDLE

The horizontal spindle is equipped with outboard bearing support, providing solid support.

#### POWER DRIVEN UPPER ROLLERS

Steel rollers before the top spindle and rubber rollers after the top spindle are designed for standard spindle arrangement.

#### POWER DRIVE BOTTOM ROLLERS

5 units of bottom rollers on the feed table are powered, increasing the wood infeed effect.




#### OVERSIZED OUTBOARD BEARING FOR CUTTERHEAD

The first bottom cutterhead and the final spindle are supported by additional hydro outboard bearings, providing solid support. The oversized hydraulic bearing supports also provide convenient cutterhead change by pulling it out.



#### PNEUMATIC CONTROL PRESSURE ROLLERS

Specially designed 6 pneumatically controlled pressure rollers provided on the first bottom spindle assure maximum smoothness for work feeding and perfect surface bottom finish.



**CHAMFERING MECHANISM (OPT.)**

The machine is equipped with 4 chamfering cutters at the outfeed end. After the wood is moulded, the chamfering mechanism cuts the 4 corners of the wood simultaneously.

**SUPER PLANERMALC LMC-4130PL**



**QUICK CHANGE INSERTS**

Changing inserts on a spiral cutterhead is quickly performed by simply pulling out the top or bottom horizontal cutterhead.

**PNEUMATIC FEEDING ROLLERS**

The feed rollers are pneumatically loaded for excellent feeding effect. 3 stage, feed roller pressure setting.



**OUTBOARD BEARING FOR CUTTERHEAD (STD.)**

The first bottom and top cutterheads are supported by additional outboard bearings, providing a solid support.

# Extra Large Capacity Ruggedly Built

When jobs call for heavy duty 4-side moulding for extra large wood, the Planermac series from Leadermac, with working widths ranging from 450mm to 1300mm, is the perfect solution.

## OUTSTANDING FEATURES:

- Programmable controller provides convenient width and depth of cut setting.
- The full safety enclosure serves as a chip guard and helps to reduce noise.
- Pneumatic pressure of the feed rollers can be easily set to provide an outstanding feeding effect.
- Table surface is hard-chrome plated for maximum wear resistance.
- Steel body machine frame is specially heat treated for maximum stability and rigidity.
- Each spindle is driven by an individual motor for powerful moulding and easy control.
- The smooth initial feeding of stock is achieved by means of independently pneumatic feed rollers.



\* Work width: 450mm (500, 600, 700mm available)

## Quality come from Excellent equipment of production.



### OVERSIZED OUTBOARD BEARING FOR CUTTERHEAD

The first bottom cutterhead and the final spindle are supported by additional hydro outboard bearings, providing solid support. The oversized hydraulic bearing supports also provide convenient cutterhead change by pulling it out.



### CENTRALIZED GREASING UNIT

The centralized greasing unit delivers grease to all slides to ensure smooth movement.



### CONTROLLER

The speed is VFD Inverter controlled, and all electrical components meet CE, UL & CSA standards.



### EASYSET CONTROLLER (OPT.)

#### Touch Screen Control

- 5.7" HMI (Memory 200 sets)
- Automatic machine quick setup
- Easy and powerful functionality
- Workpiece settings on left and top axes as desired
- The width and thickness setting can be easily set using the programmable controller
- The desired values for thickness are displayed on and LED readout



### SMARTSET CONTROLLER(OPT.)

#### Touch Screen Control.

- 9" HMI (Memory 300 sets)
- Automatic machine quick setup
- Easy and powerful functionality
- Setworks on any axis as desired
- The Motorized Axes: derived by inverter, transmitted by ball screw, feedback by encoder
- The desired values for radial and axial are displayed on HMI.



### PROSET CONTROLLER (OPT.)

- 19" panel PC
- Product library (1000 sets)
- Knife library (10,000 sets)
- Automatic machine quick setup
- Easy and powerful functionality
- Workpiece settings on any axis as desired
- The width and thickness settings can be easily set using the programmable controller
- All axes are equipped with ballscrews and rotary encoders for feedback position control, providing high positioning accuracy and better cutting quality
- The desired values for width and thickness can be conveniently pre-set and are displayed on an LED readout



# A Wide Range of Spindle Configurations

(Other configurations available on request)




## Spindle configuration

STANDARD EQUIPMENT / Planermc - LMC 245PL to LMC11106PL	Standard Base Equipment	Available Options
Number of Spindles, min-max	2 to 11	Special Machine Configurations on request
Working Width (at a tool cutting circle of 125mm-200mm)	15~450mm (0.59~17.7")	500mm(20"); 600mm(24"); 700mm(27.5"); 1300mm(51.1")
Working Thickness (at a tool cutting circle of 125mm-200mm)	10~200mm (0.39~7.1")	to 200mm(8"); to 250mm(10");to 300mm(12");or to 350mm(14")
Basic Spindle Motor capacity (Wye Delta Soft Starts on All Motors)	11 KW / 15HP	to 75KW (100HP)
Spindle Speed	5500 RPM	6000 RPM or 7200 RPM
Spindle Diameter	50mm (2")	1 13/16" or 2 1/8"
Tool Cutting Circle, 1st Bottom Spindle, min-max	125~180mm (5"~7.1")	
Tool Cutting Circle, Vertical Spindles, Left, min-max	125~200mm (5"~8")	to 250mm (10")
Tool Cutting Circle, Vertical Spindles, Right, min-max	125~200mm (5"~8")	to 250mm (10")
Tool Cutting Circle, Horizontal Spindles, Top, min-max	125~200mm (5"~8")	to 250mm (10")
Tool cutting circle, Horizontal Spindles, Bottom, min-max	125~200mm (5"~8")	to 250mm (10")
Feed Motor	3.7 KW / 5HP/INVERTER	to 15kw (25 HP)
Feed Speed, infinitely variable by VFD Inverter duty Motor	6~24 m/min (20~80FPM)	to 36mpm(120fpm); 48mpm(160fpm); 60mpm(200fpm) or 90mpm(300fpm)
Top Feed Roller Diameter	200mm (8")	
Top Feed Roller Width	4 x 50mm (2")	
Pneumatic Pressure for feed rollers, max	6 bar (85psi)	
Adjustment range for infeed table and edge-jointing fence	10mm (0.4")	
Adjustment range for vertical spindle (axial)	40mm (1.57")	
Adjustment range for horizontal spindle (axial)	20mm (0.78")	
Length of the Infeed Straightening Table	1.4M (55")	1M(39"); 2M(78"); 2.5M(98") or 3M(120")
Mechanical digital readouts for the pressure shoes & hold-down unit	Included	
Full Sound and Safety Enclosure w/ Strobe-free Lighting	Included	Extra Insulation with Steel Punched Sheet Steel Interior
Motorized vertical adjustment of Feed Beam	Included	
Pneumatic Lateral Pressure Roller System opposite first right spindle	Included	
Extra HD Chainless Cardan Shaft Feed System w/ExHD Gearboxes	Included	
Quick Set Setworks on Near Side Head(s) & Top Heads (Radial Set)	Included	optional on all Axis and SmartSet Controls as noted Below optional

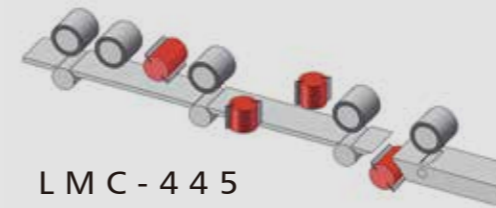
• All specifications, dimensions and design characteristics are subject to change without notice.

## OPTIONAL EQUIPMENT:

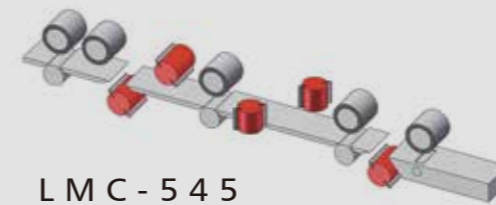
To CE Standards	Setting and Measuring Devices for the grinding room
Chanfering Heads for Material Corners	SINGLE Digital Readout and Quick Set to Main guide & Infeed Rolls-table (1, 1.4 & 2M Table)
Straight &/or Profile Jointers any heads	
Tilting Side Heads	Additional Quick Set Setworks on any desired Cutterhead Axis
Split Pressure Shoes	Outboard Top Feed roll Bearing Supports (optional on 450mm machine - Std. on all other machines)
Directly Opposed Side Heads	
Rip Saw Section with up to 75kw (100HP)	Electronic Rotary Encoder Digital Readouts in lieu of mechanical counters - not required with SmartSet Controls as included
Left (Opposite) Hand Feed	
Inverter Motor Cutterhead Brakes	Hydro-Loc Outboards for Side Head Shafts that are 300mm(12") or 350mm(14") long
Cutterhead Lift Off Crane	



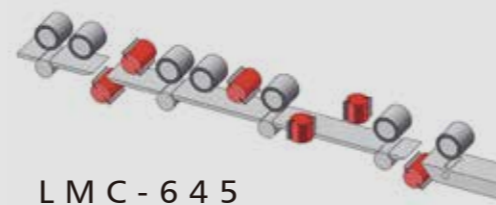
LMC-4130PL  
4-SPINDLE



LMC - 445  
4-SPINDLE



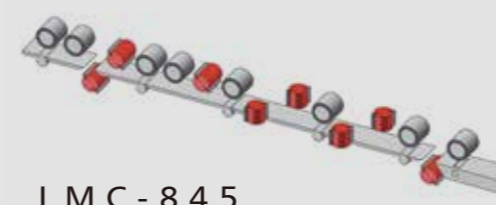
LMC - 545  
5-SPINDLE



LMC - 645  
6-SPINDLE



LMC - 745  
7-SPINDLE



LMC - 845  
8-SPINDLE

## Quality Features Add More Value to Your Production

Leadership Through Performance and Reliability

LEADERMAC's wide variety of 4-side moulders have all the very latest technology for increased productivity, product quality & reliability. These Heavy Duty Moulders are designed to provide fast cutting speeds and highest quality & accuracy. These machines are precision manufactured by our highly skilled technicians - plus Leadermac service, training, and moulding know-how is offered with each moulder. No matter what your moulding jobs call for, there is a Leadermac 4-side moulder that's right for you.

