

# dmc sd

automatic wide belt sanders



# dmc sd

A comprehensive answer to any working requirement

## dmc sd 90

### dmc sd 90

- 2 or 3 operating groups
- working width: 1350 mm

## dmc sd 60

### dmc sd 60

- 2 or 3 operating groups
- working width: 1100 and 1350 mm

## dmc sd 30

### dmc sd 30

- 1 or 2 operating groups
- working width: 950 and 1100 mm



DMC SD 90  
pag 04



dmc sd

The dmc sd wide belt sander range consists of models 30, 60 and 90 and is able to **satisfy any calibrating and sanding requirement** due to the wide availability of technological solutions allowing the creation of very customised machine configurations.



DMC SD 60  
pag 10

DMC SD 30  
pag 14

DMC SD 10



dmc sd

# dmc sd 90

the best performance for a higher level of competitiveness



## AVAILABLE VERSIONS

It is available with nine versions, and with two or three main operating groups, in which it is possible to accommodate a planer unit in the 1st position, substitute the pad unit with a **superfinishing unit**, and add a complete range of devices for the work table and the presser units



The Dmc sd 90 is the correct choice for medium to high level industrial companies that require **diversified machining** with a **high level of finishing quality** and it satisfies all calibrating and sanding requirements, by offering a wide range of technological solutions allowing the possibility of **customising the machines compositions**.



<b>DMC SD 90</b>		<b>I35</b>
Working width	mm	1350
Min/max thickness to be machined (with mobile table)	mm	4 / 170
Min/max thickness to be machined (with fixed table)	mm	4 / 200
Sanding belts width/length (with fixed table)	mm	1370 / 2620
Standard main motor power (2 groups version)	kW (hp)	11 (15)
Standard motor power - 1st group (3 groups version)	kW (hp)	11 (15)
Standard motor power – 2nd group (3 groups version)	kW (hp)	11 (15)
Feed belt speed	m/min	4,5 / 9

# dmc sd 90

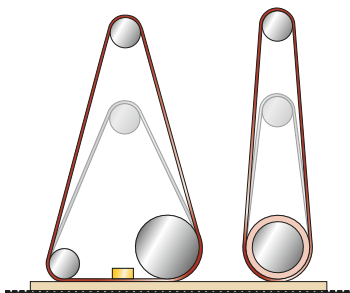
versatility, high rate of production and a quality finish



## RCS VERSION


It provides, with a reduced investment, the best performance of a high level machine and the versatility of a multifunctional configuration.

The characteristics of this version allows **different operations on solid wood calibrating and sanding veneered, lacquer and painted panels** with a high degree of finishing and optimum production levels.



**LONG BELTS: 2.620 MM LENGTH FOR GREATER FINISHING AND PRODUCTIVITY**

Better cooling of the abrasive grit due to the greater development of the belts that reduces the adherence of processed dust. An extended belt length lasts longer, requires fewer replacements and consequently less downtime.



**toptech**

**INTEGRATED ELECTRO-FAN: GIVING EXTREME COMPACTNESS**

Reduced overall dimensions and noise emissions with the fan positioned under the work table.

# dmc sd 90

versatility, high rate of production and a quality finish



## RRT VERSION

This configuration with a calibrating roller, large diameter sanding roller and a superfinishing pad provides perfect satisfaction for any **production and finishing requirement on rough and lacquered panels** of an industrial company and particularly demanding for those who want to combine **productivity and quality**.






**toptech**

**SUPERFINISHING UNIT:  
FOR SANDING AT THE HIGHEST LEVEL**

Uniform finish with the chevron belt which improves the cooling of the abrasive action on the work piece, the wide contact surface and the copying capacity of the “MESAR” electronic pad.

The unit is particularly suitable for the superfinishing of solid wood components, MDF panels that have been laminated, veneered or painted (opaque and polished).

It is the ideal choice for all companies who require the highest finishing level on “hi-gloss” panels.



# dmc sd 60

accuracy and performance that lasts forever



## AVAILABLE VERSIONS



The Dmc sd 60 is now more robust with an ergonomically designed base, **increased motor capacities, calibrating/sanding rollers among the largest available within its category**, and very precise sanding pads, so it is now able to satisfy all requirements of companies that would like to grow in a more and more competitive market place.



<b>DMC SD 60</b>		<b>110</b>	<b>135</b>
Working width	mm	1100	1350
Min./max. working thickness	mm	4 / 170	4 / 170
Sanding belts width/length	mm	1115 / 2150	1370 / 2150
Standard main motor power (2 groups version)	kW (hp)	11 (15)	11 (15)
Standard motor power – 1st group (3 groups version)	kW (hp)	11 (15)	11 (15)
Standard motor power – 2nd group (3 groups version)	kW (hp)	11 (15)	11 (15)
Feed belt speed	m/min	4,5 / 9	4,5 / 9

# dmc sd 60

sturdiness and high performance for many and diversified production requirements



## RR VERSION

This version is perfect for operations where **heavy stock removal rates** are required or where users have to machine **narrow work pieces or any type of frame**. The large dimensioned sanding roller guarantees the very **best finishing** even on **veneered and painted surfaces**.



### RRCS VERSION

The availability of 3 sanding groups ensures high flexibility and time saving and ensures this version is perfect for both calibrating and sanding operations of large dimensioned panels. In the furniture sector (with veneered, lacquered and painted panels) it excels in the provision of an **optimum level of finishing** due to the “Mesar” electronic sectional pad.

# dmc sd 30

designed for advanced woodworking companies and veneer sanding operators



## AVAILABLE VERSIONS

It is available with 950 and 1100 working widths and can accommodate 1 or 2 operating groups in order to ensure a high degree of flexibility.



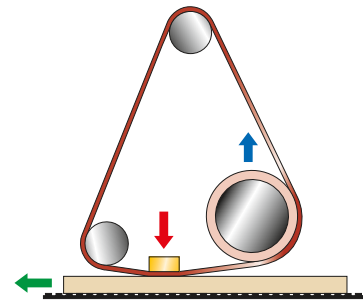
Compact machine with superior technical features, Dmc sd 30 is the perfect solution for small woodworking companies who would like to satisfy all **solid wood calibrating, sanding and the sanding of veneered panels.**



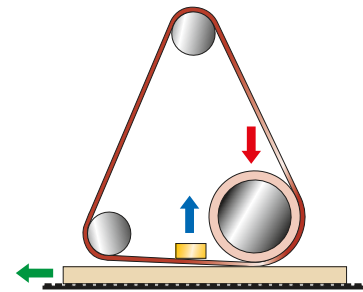
<b>DMC SD 30</b>		<b>95</b>	<b>110</b>
Working width	mm	950	1100
Min./max. working thickness	mm	4 / 170	4 / 170
Sanding belts width/length	mm	970 / 1900	1115 / 1900
Standard main motor power	kW (hp)	11 (15)	11 (15)
Feed belt speed	m/min	4,5 / 9	4,5 / 9

# dmc sd 30

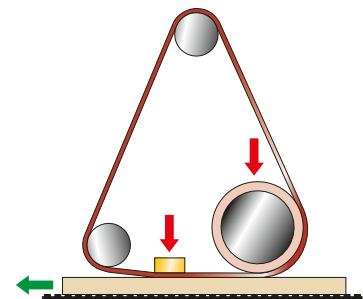
superior technical features



Sanding with pad



Calibrating / sanding with roller



Calibrating / sanding with roller  
and sanding with pad

## CS VERSION

The CS combined group is the secret of the Dmc sd 30's flexibility. The possibility to use the roller and the pad either simultaneously or independently of one another provides **high quality results**.





### RCS VERSION

Higher flexibility and productivity for a **top quality finishing in a single passage.**

Ideal for all "typical" requirements of woodworking and veneering companies: solid wood calibrating/sanding and sanding veneered panels (internal doors, windows and customised furniture). The combination of using only the roller groups gives optimum results when sanding against the grain. The models with 1.100 mm working width, with the availability of the electronic sectional pad also provide the machining and sanding of honey-comb veneered panels.

# dmc sd

calibrating sanding group

The calibrating and sanding roller is available with roller diameters of 160, 200, 250 and 320 mm with grooved steel or a rubber coating option.

## Rubber -coated roller

The wide range of hardness (from 85 to 20 sh) enables the roller to obtain excellent results from the most aggressive sanding to the most delicate operations on veneered and painted panels.



## Grooved steel roller

It provides the maximum precision on heavy calibrating operations, even on wood with a differentiated grain and knotted solid wood.



Diameter (mm)	DMC SD 30	DMC SD 60	DMC SD 90
120	•		
140		•	
160		•	
175		•	•
220			•
250		•	•
320			•

# dmc sd

pad units

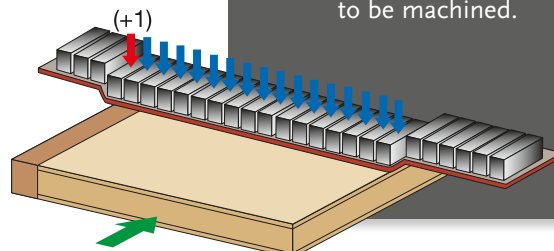
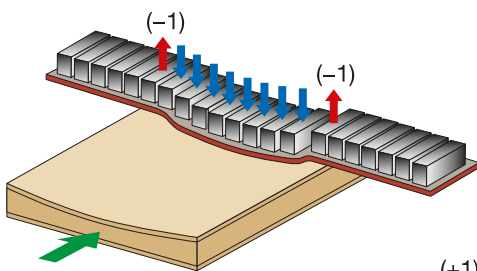
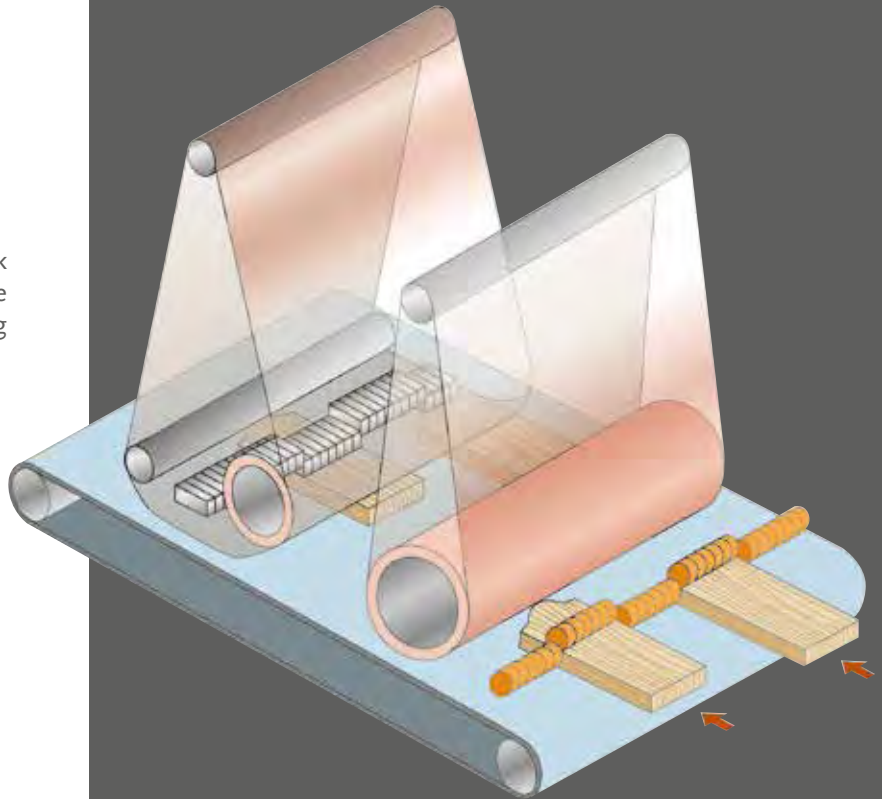


## toptech

### “MESAR” ELECTRONIC SECTIONAL PAD: THE BEST FINISH WITH ANY MATERIAL

Higher quality results due to the special shape of the sectors that allows the operator to intervene “softly” but also in an “aggressive” way, simply by varying the working pressure. The setting of the pad position and the possibility of using foils of different thicknesses increases its versatility.

A line of sensors detecting the work piece profile, automatically controls the electronic pad intervention thus avoiding any possible damage when machining.

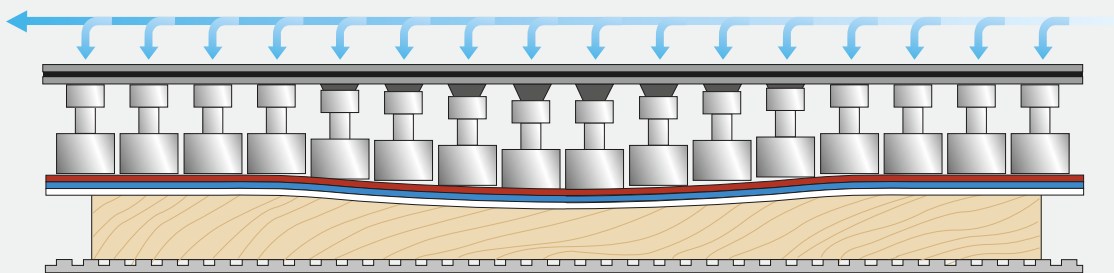


To sand convex, concave and/or solid wood panels, it is possible to add or remove, directly from the control panel, one or more sectors along the side edges of the work piece to be machined.



**ELASTIC SECTIONAL PAD**

Thanks to its capacity of adapting the irregular surfaces, the TES can be used for veneered panels sanding, even when they are not perfectly flat.



**EXTRACTABLE STIFF PAD**

Excellent solid wood finishing with the extractable stiff pad.

Possibility to add the semi-stiff pad when sanding veneered panels (option). The rapid extraction system allows easy interchangeability of the inserts for a rapid changeover.

# dmc sd

planer group



## toptech

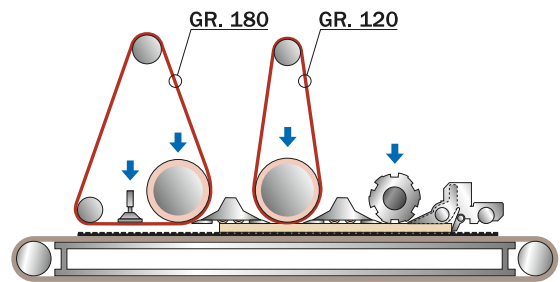
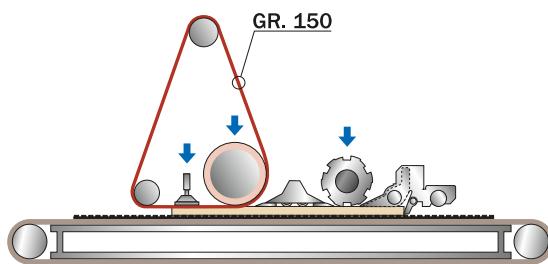
**"HPL" PLANER GROUP: MAXIMUM REMOVAL COUPLED WITH MAXIMUM SAVINGS.**

One single pass to perform heavy material removal with the absorption of low power; a degree of finish comparable to 4 abrasive belts due to the helicoidal positioning of the knives mounted on the group.




The easy access allowed by the exclusion of the infeed rollers simplifies maintenance operations. (option).

The anti-kickback fingers, the heavy sectional bar and the micro switch for too thick components set on the pressure roller, makes it absolutely safe when employing the HPL planer group, even for an unskilled operator.



After planing, the surface of the panel needs only a slight degree of finishing. This can be done with a 150 grit sanding belt using a single operating unit or a 180 grit sanding belt using two operating units.

finishing groups



**Buffing unit**  
It provides a perfect finish and a smooth panel surface before final painting.



**Structuring unit**  
It gives the panel a rustic or weathered look, particularly recommended for period furniture.

# dmc sd

other devices

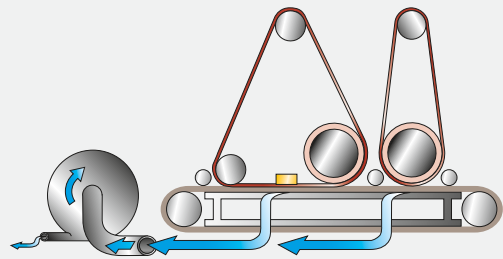


## Floating pressure shoes: the best finishing of solid wood

The particular design of the pressure shoes greatly reduces the centre-to-centre distance during sanding. This feature guarantees a higher but more uniformly distributed hold-down pressure when calibrating solid wood with high stock removal and the sanding of short, narrow and uneven components.

## Vacuum table with diamond-shaped belt: no slipping of the work piece

The best traction surface and the maximum stability for the work pieces are provided by the special geometry of the diamond-shaped profile of the transport belt.




## Rotating blowers

The rotating blowers gently removes dust from sanded components. To reduce the consumption of compressed air to a minimum, the unit operation is timed and the blowers only operate when a component is present in the machine.

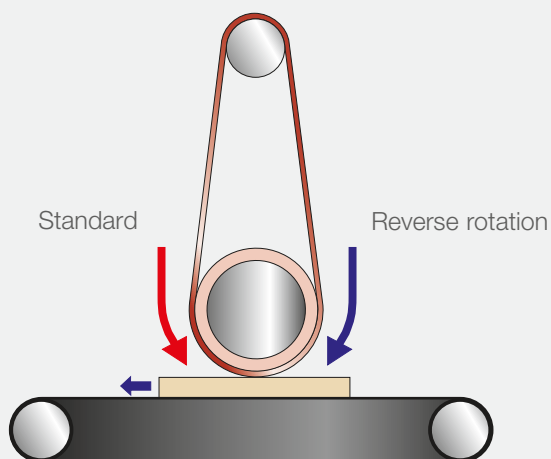






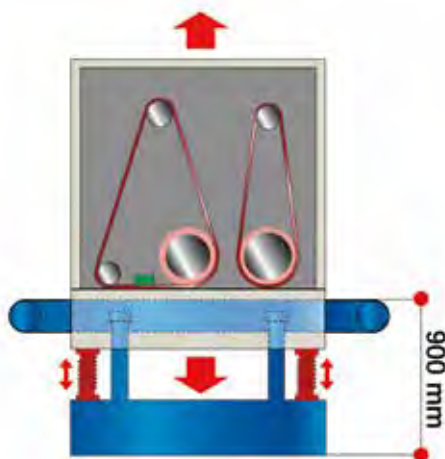
#### Timed oscillating belt cleaning blower

Electronically controlled timing and only when a component is present in the machine guarantees **reliability** over time and **reduces compressed air consumption to a minimum**. Particularly advisable when machining painted work pieces.



#### Reverse rotation of the sanding belt: ideal for water-based paints

With dedicated exhaust hoods this is the perfect solution for solid wood pre-sanding (removes any fibres that remain following calibration) and very delicate sanding operations.



#### Worktable at fixed height: ease of use

The version with 900 mm fixed height worktable allows the roller conveyors or belt transfer units to be positioned at the machine infeed and/or outfeed, to facilitate the machining of long and heavy work pieces.

# dmc sd

other devices

## Automatic table positioning: practicality and precision together

The automatic detection of the work piece thickness allows precise machining at all times and without the risk of operator error. The decimal setting of this system also allows setting the work depth independently of the material.



## Belt oscillation controlled by an electronic photocell

This precision control system ensures the maximum uniformity in belt oscillation: this reduces the risk of belt breakage and improves finishing quality.



## Automatic feed belt tensioning and centring: for an easy operation

An electro-pneumatic system keeps the feed belt on track, perfectly centred and tensioned at all times. The system is automatic and no operator intervention is required.



#### Led indicator for panel introduction

**Simple and intuitive**, communicating to the operator where and when the panel has to be introduced into the machine and optimising the standard wear of the sanding belt; this ensures a **better quality finish and reduced machine costs**.



# dmc sd

electronic controls



## “PRO-SAND” ELECTRONIC PROGRAMMER: TECHNOLOGY TO YOUR SERVICE

Powerful and reliable, it is fitted with a touch-screen making all machine functions quick and easy to operate.

- LCD colour display, size 5,7 or 10,4 inches
- 120 working programs



## toptech

### “LOGIC SC” ELECTRONIC PROGRAMMER: EASILY AVOIDING MISTAKES

Simple and intuitive, allowing the operator to set all processing parameters in sequence and then launch them with the touch of a button. The possibility to store various work programs to retrieve the machine settings most commonly used makes it ideal even for unskilled operators.



### “LOGIC 50” ELECTRONIC PROGRAMMER: EASY-TO-USE

It controls an electronic sectional pad in addition to pads and rollers, for machines with variable feed speed.



### DIGITAL AMMETER

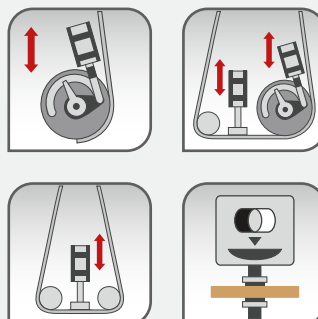
It allows an easy and immediate visualization of the main motors power absorption.

## A VERSION

### For rapid work changeover

#### Ideal for generic solid wood applications

- ▶ On-off pneumatic selector for rollers
- ▶ On-off pneumatic selector for pad
- ▶ Electronic positioning for working table

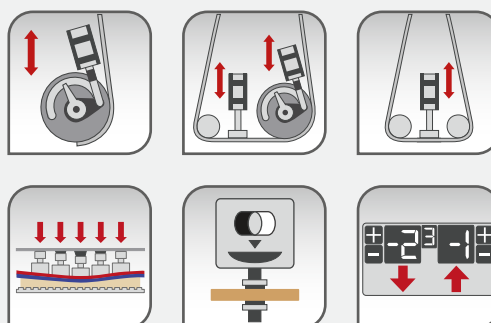


## B VERSION

### For perfect finishing

#### Solid wood/veneered applications

- ▶ On-off pneumatic selector for rollers
- ▶ On-off pneumatic selector for pad
- ▶ Electronic positioning for working table
- ▶ Elastic sectional pad
- ▶ Logic 50 K electronic programmer

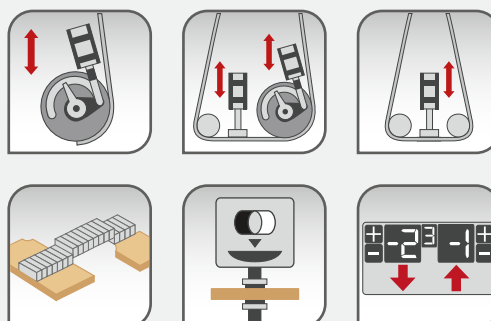


## C / C-PLUS VERSION

### Full range of options for all sanding operations

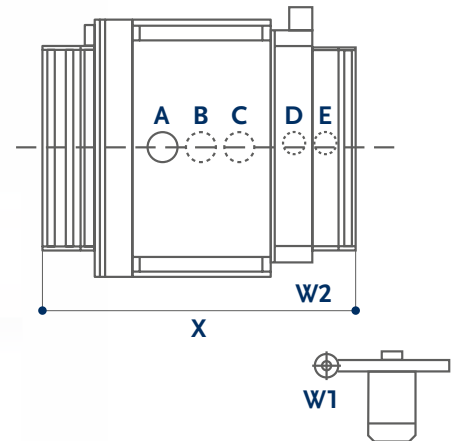
#### Solid wood/veneered applications and also on honeycomb panels with irregular shapes

- ▶ On-off pneumatic selector for rollers
- ▶ On-off pneumatic selector for pad
- ▶ Electronic positioning for working table
- ▶ Elastic sectional pad
- ▶ Logic 50 K electronic programmer



# dmc sd

overall dimensions



## MACHINE DIMENSIONS (mm)

	dmc sd 30		dmc sd 60		dmc sd 90	
	95	110	110	135	135	Working width
X	1820	1820	1920	1920	2190	version with 1 or 2 groups
X	-	-	2190	2190	2580	version with 3 groups
Y	1500	1650	1650	1900	1900	
Z	1960	1960	2030	2030	2390	machine with mobile table
Z	-	-	-	-	2390/2590	machine with fixed table (min./max.)

## HOODS DIAMETER (mm)

	dmc sd 30		dmc sd 60		dmc sd 90	
	95	110	110	135	135	Working width
A	140	140	160	195	195	first group
B	140	140	160	195	195	second group
C	-	-	160	195	195	third group
D	-	-	160	160	160	brushing group – rotating blower
E	-	-	160	160	160	rotating blower
w1	-	-	66	66	-	internal vacuum
w2	-	-	-	-	150	external vacuum

Noise levels according to the reference standard EN 1218-4:2004\* A2:2009

# THE STRONGEST WOOD TECHNOLOGIES ARE IN OUR DNA

## SCM. A HERITAGE OF SKILLS IN A UNIQUE BRAND

Over 65 years of success gives SCM the centre stage in woodworking technology. This heritage results from bringing together the best know-how in machining and systems for wood-based manufacturing. SCM is present all over the world, brought to you by the widest distribution network in the industry.

65 years history

3 main production sites in Italy

300.000 square metres of production space

17.000 machines manufactured per year

90% export

20 foreign branches

350 agents and dealers

500 support technicians

500 registered patents

In SCM's DNA also strength and solidity of a great Group. The SCM Group is a world leader, manufacturing industrial equipment and components for machining the widest range of materials.

## SCM GROUP, A HIGHLY SKILLED TEAM EXPERT IN INDUSTRIAL MACHINES AND COMPONENTS

### INDUSTRIAL MACHINERY

Stand-alone machines, integrated systems and services dedicated to processing a wide range of materials.



WOODWORKING TECHNOLOGIES



TECHNOLOGIES FOR PROCESSING COMPOSITE MATERIALS, ALUMINIUM, PLASTIC, GLASS, STONE, METAL

### INDUSTRIAL COMPONENTS

Technological components for the Group's machines and systems, for those of third-parties and the machinery industry.



SPINDLES AND TECHNOLOGICAL COMPONENTS



ELECTRIC PANELS



METALWORK



CAST IRON



The technical data can vary according to the requested machine composition. In this catalogue, machines are shown with options. The company reserves the right to modify technical specifications without prior notice; the modifications do not influence the safety foreseen by the CE Norms.



is more



**SCM GROUP SPA**

via Casale 450 - 47826 Villa Verucchio, Rimini - Italy  
tel. +39 0541 674111 - fax +39 0541 674274  
dmc@scmgroup.com  
www.scmwood.com



00L0365644H